

The **New** MedicinesComplete User Guide

April 2018

www.new.medicinescomplete.com

 MedicinesComplete

Welcome to a new MedicinesComplete experience

The New MedicinesComplete brings an improved and user friendly experience.

Significant improvements to the styling and presentation of complex content will help you to easily locate and utilise the information you need to make effective healthcare decisions.

Central to the new MedicinesComplete platform is an improved and intuitive search engine that will help you to find the drug information you're looking for easily and quickly, through:

- Our new interface, improved search filters, and clear layout to pinpoint relevant content easily
- QuickSearch to discover content quicker within individual publications
- The Dosage Card to help manage your patient queries efficiently

As we continue to develop the MedicinesComplete platform and its capabilities, we ask you to submit your comments via the feedback button, which is available on the right hand side of all pages on the site. Thank you for working with us to provide a service that brings you accurate and reliable content.

www.new.medicinescomplete.com



Contents

- | | | | |
|----------|--|-----------|----------------------------|
| 4 | Access via Username and Password | 10 | The Header |
| 5 | Access via IP Address | 11 | Content Page |
| 6 | Access via Shibboleth/OpenAthens | 12 | Dosage Card |
| 7 | Logout and Sign in as a different user | 13 | Customer Support |
| 8 | The Dashboard | 14 | More from our Publications |
| 9 | Search | 15 | Contact us |

Access via Username and Password

You can login to the new MedicinesComplete site with username and password. All users must set their password the first time they login. You can do this by selecting the reset password option on the screen.

Please go to www.new.medicinescomplete.com

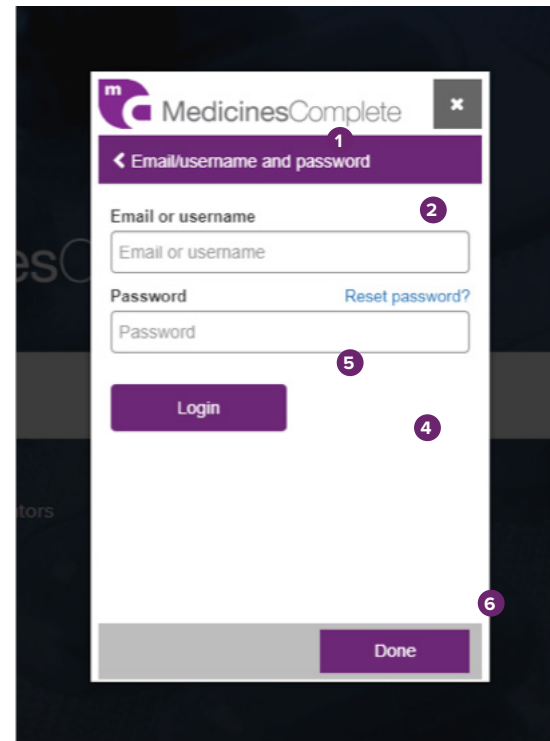
If you have successfully logged in, you will now be taken to the MedicinesComplete dashboard.

Need assistance?

Visit our dedicated website at www.new.medicinescomplete.com/about/help

Here you can find FAQs, handy user guides and training videos.

Our client support team is on hand to answer any technical questions you might have. Contact us through our [support form](#).



The screenshot shows the MedicinesComplete login interface. At the top, there is a purple header with the MedicinesComplete logo and a close button. Below the header is a purple bar with a back arrow and the text 'Email/username and password'. The main form area contains two input fields: 'Email or username' and 'Password'. A 'Reset password?' link is positioned to the right of the password field. Below the input fields is a purple 'Login' button. At the bottom of the screen, there is a grey bar with a purple 'Done' button. Numbered callouts (1-6) are placed on the screen to indicate the steps: 1 points to the back arrow, 2 to the email/username field, 3 to the password field, 4 to the 'Login' button, 5 to the 'Reset password?' link, and 6 to the 'Done' button.

- 1 Enter your email address or username.
- 2 Don't forget to reset your password the first time you login.
- 3 Retrieve the password reset code sent to your email inbox.
- 4 Enter the code on the login screen, confirm the new password.
- 5 Click on "login".
- 6 Click on "done".

[Return to Contents](#)

www.new.medicinescomplete.com

Access via IP Address

If you are accessing the platform from an IP address, please go to www.new.medicinescomplete.com

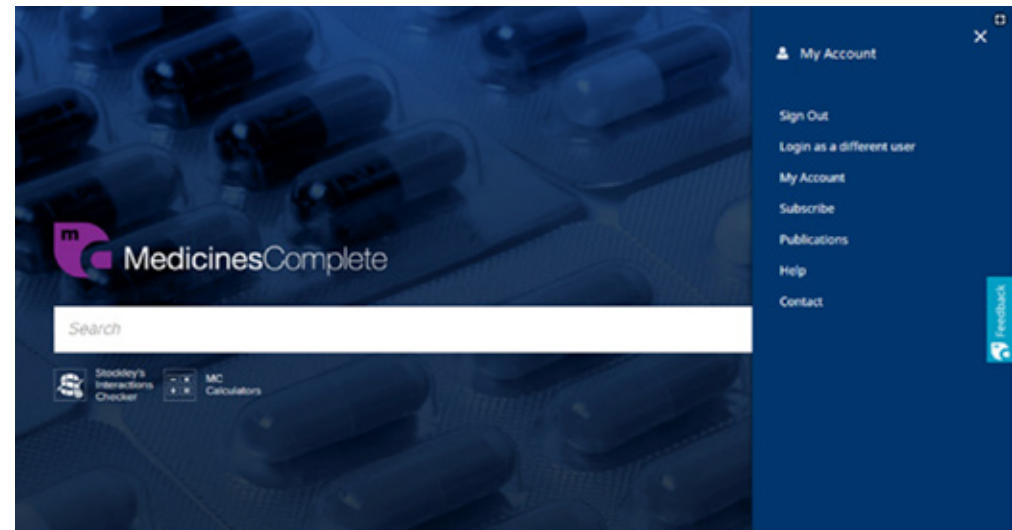
If you have successfully logged in, you will now be taken to the MedicinesComplete dashboard.

Need assistance?

Visit our dedicated website at www.new.medicinescomplete.com/about/help

Here you can find FAQs, handy user guides and training videos.

Our client support team is on hand to answer any technical questions you might have. Contact us through our [support form](#).



- 1 Enter www.new.medicinescomplete.com in your Internet browser.
- 2 If your IP address is authorised, you will be taken to the MedicinesComplete dashboard.

[Return to Contents](#)

www.new.medicinescomplete.com

Access via Shibboleth/OpenAthens

If you are accessing the platform via Shibboleth/OpenAthens, you can login by selecting login via Shibboleth/Open Athens.

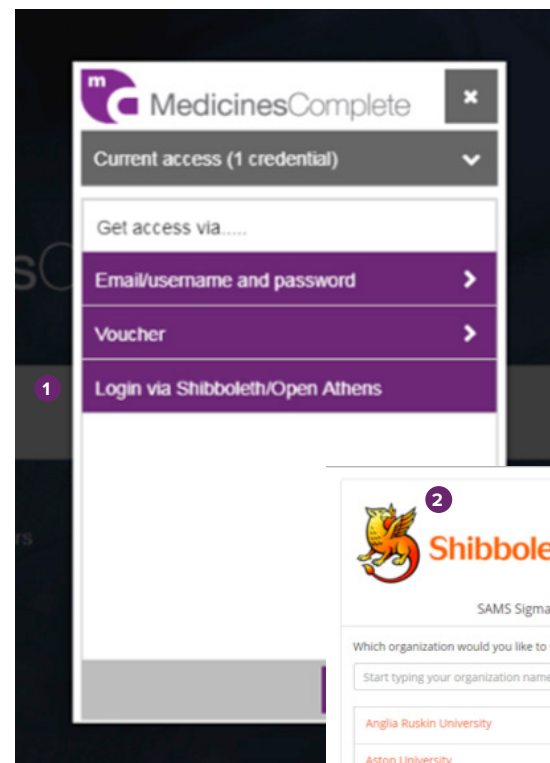
If you have successfully logged in, you will now be taken to the MedicinesComplete dashboard.

Need assistance?


Visit our dedicated website at www.new.medicinescomplete/about/help

Here you can find FAQs, handy user guides and training videos.

Our client support team is on hand to answer any technical questions you might have. Contact us through our [support form](#).



- 1 Select "Login via Shibboleth/Open Athens".
- 2 A window will open where you can select your organisation.
- 3 You will now be taken to a login page for your institution where you can enter your credentials.

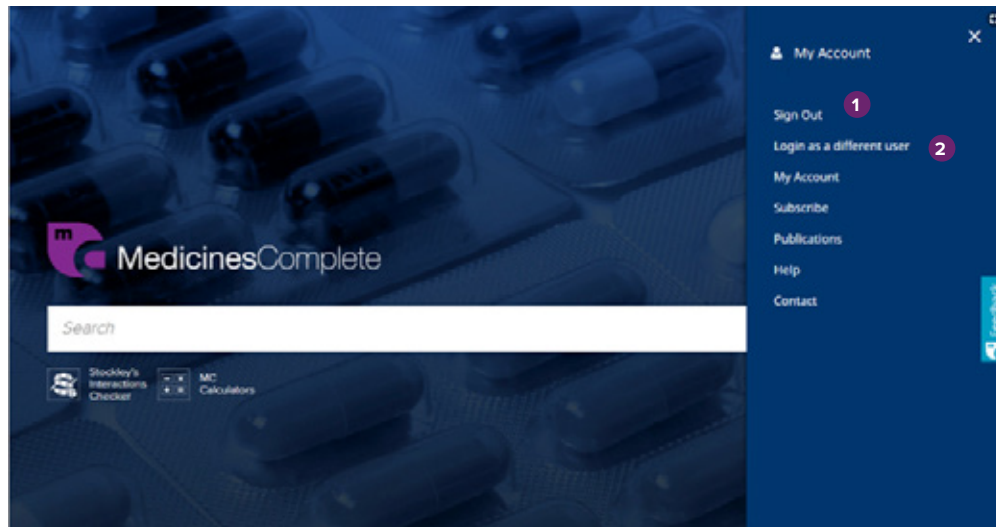


[Return to Contents](#)

www.new.medicinescomplete.com

Logout and Sign in as a different user

Don't forget to log out when your session on MedicinesComplete is completed



- 1 To end your session, simply click on the My Account icon and select “sign out” click on the My Account icon and select “sign out”.
- 2 To login via a different account select ‘Login as a different user’. This will open the login screen where you can select username and password or shibboleth/ openAthens.

[Return to Contents](#)

www.new.medicinescomplete.com

The Dashboard

Your personal portal to the new MedicinesComplete

Once you have logged into the website, you will now see your personal dashboard displaying your subscribed resources.

You may find it useful to bookmark this new URL so you can quickly access content whenever you need it.

The dashboard page includes the **search bar** that can be used to discover content across all your subscribed publications or you have the option to search in individual publications.

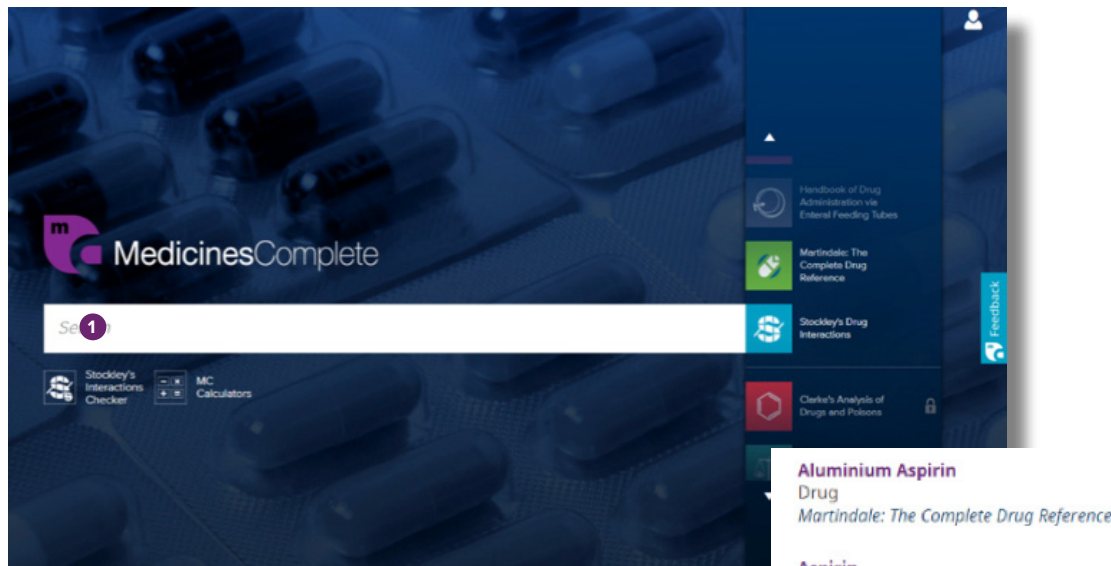
- 1 You can search across all resources or choose an individual resource.
- 2 The arrows can be used to move up and down the menu.
- 3 As you navigate down the dashboard screen you have quick links to the Table of Contents for each resource.
- 4 The padlock icons indicate the publications you are not subscribed to.
- 5 The bottom part of the page hosts the **Product Updates** as well as the **News** section.

The screenshot displays the MedicinesComplete dashboard. At the top left is the 'MedicinesComplete' logo. Below it is a search bar with a magnifying glass icon and a 'Search' button. To the right of the search bar is a vertical menu with several items, each with a circular arrow icon and a number '2' indicating it can be navigated. The main content area is divided into two sections: 'Subscribed' and 'Unsubscribed'. The 'Subscribed' section shows four items: BNF, BNF for Children, Drug Administration via Enteral Feeding Tubes, and Martindale: The Complete Drug Reference. The 'Unsubscribed' section shows five items: Clarke's Analysis of Drugs and Poisons, Dale and Appelby's Pharmacy and Medicines Law, Dietary Supplements, Herbal Medicines, and Stockley's Herbal Medicines Interactions. Each item has a padlock icon indicating it is not subscribed to. At the bottom right, there is a 'Recent Publication Updates' section with a 'News from MedicinesComplete' section below it. A 'Return to Contents' button is located at the bottom left of the dashboard area.

www.new.medicinescomplete.com

Search

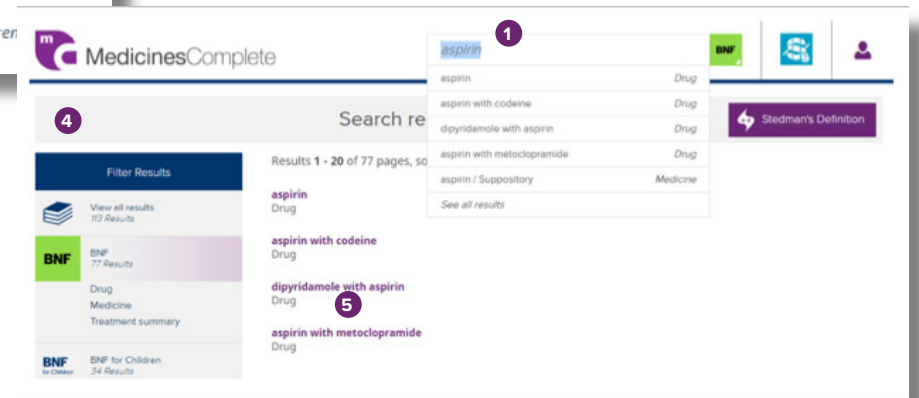
Save time with a modern and simplified search interface



- 1 The search bar is located on the dashboard as well as the header of each page. You can search across all subscribed resources or select an individual resource.
- 2 Auto-complete relevant search terms when you type in the first three letters.
- 3 You can filter the results by selecting an individual publication.
- 4 You can filter within a resource by type of content (drug, medicine, interaction, treatment summary, etc.)
- 5 Each search result will detail the publication, page title and the content type.

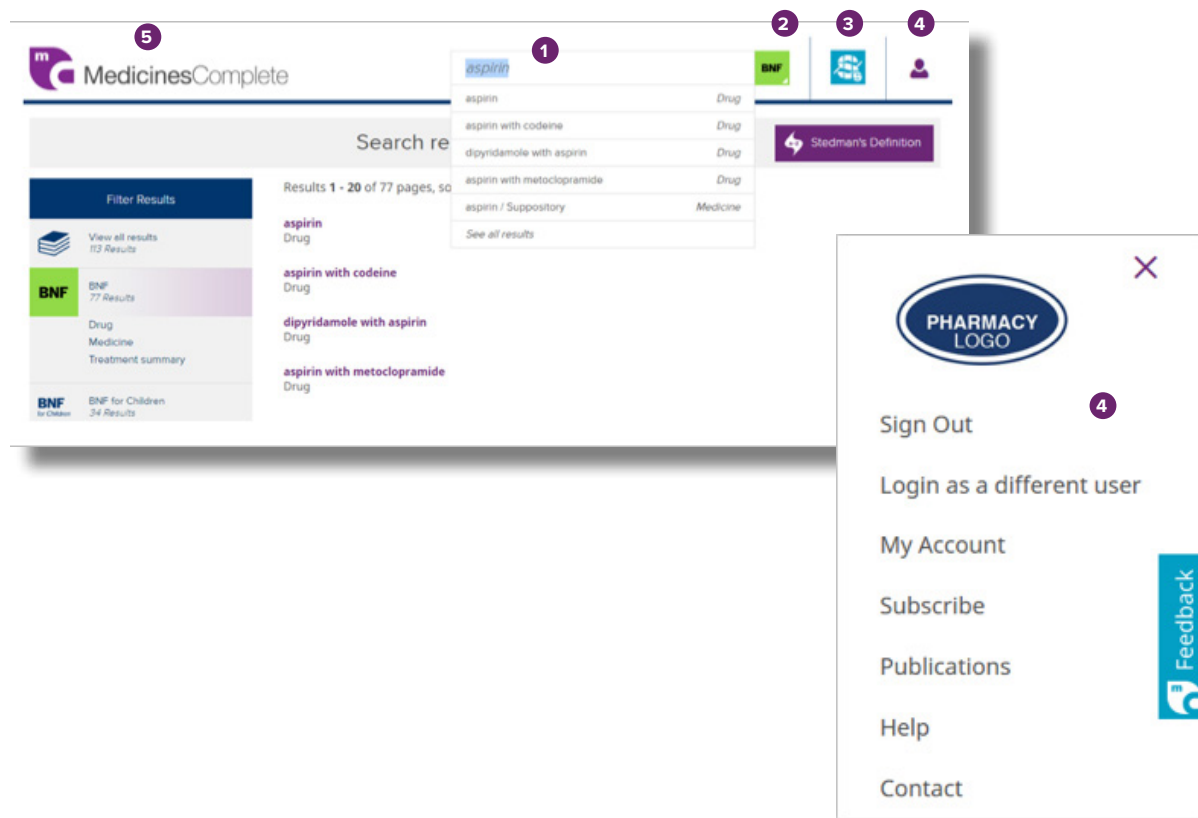
[Return to Contents](#)

www.new.medicinescomplete.com



The Header

The header helps you to quickly navigate across the site efficiently



- 1 The user can access the full search function from any page header.
- 2 Search across all subscribed resources or within a specific resource by selecting the publication icon.
- 3 Quick access to **Stockley's Interactions Checker**.
- 4 You can access your account by selecting the account icon. A sliding menu will display the account information such as account name, logo, login as a different user, as well as the help and contact information.
- 5 You can navigate back to the dashboard screen from any page by clicking on the MedicinesComplete logo.

[Return to Contents](#)

www.new.medicinescomplete.com

Content Page

Improved layout and consistent style help you filter and navigate effectively our content

The screenshot shows the MedicinesComplete website interface for Paracetamol (Acetaminophen). At the top, there is a search bar containing 'Paracetamol', a BNF logo, and a Stockley's Interactions Checker. The main content area displays the drug name, a URL, and the latest update date (05-May-2016). A left sidebar contains a list of subsections: Indications and dose, Unlicensed use, Cautions, Interactions, Side-effects, Pregnancy, Breast feeding, Hepatic impairment, Renal impairment, Directions for administration, and Prescribing and dispensing information. The 'Indications and dose' section is expanded, showing details for mild to moderate pain, pyrexia, and dosing instructions for adults.

- 1 Select drug name to land on the content page for the drug, featuring subsections on dosages and side effects.
- 2 The left side bar hosts quick links filtering the results in order to navigate easily throughout the publications.
- 3 The date shows the latest product update.
- 4 Every content page across all resources is consistently styled, providing familiarity across the site.

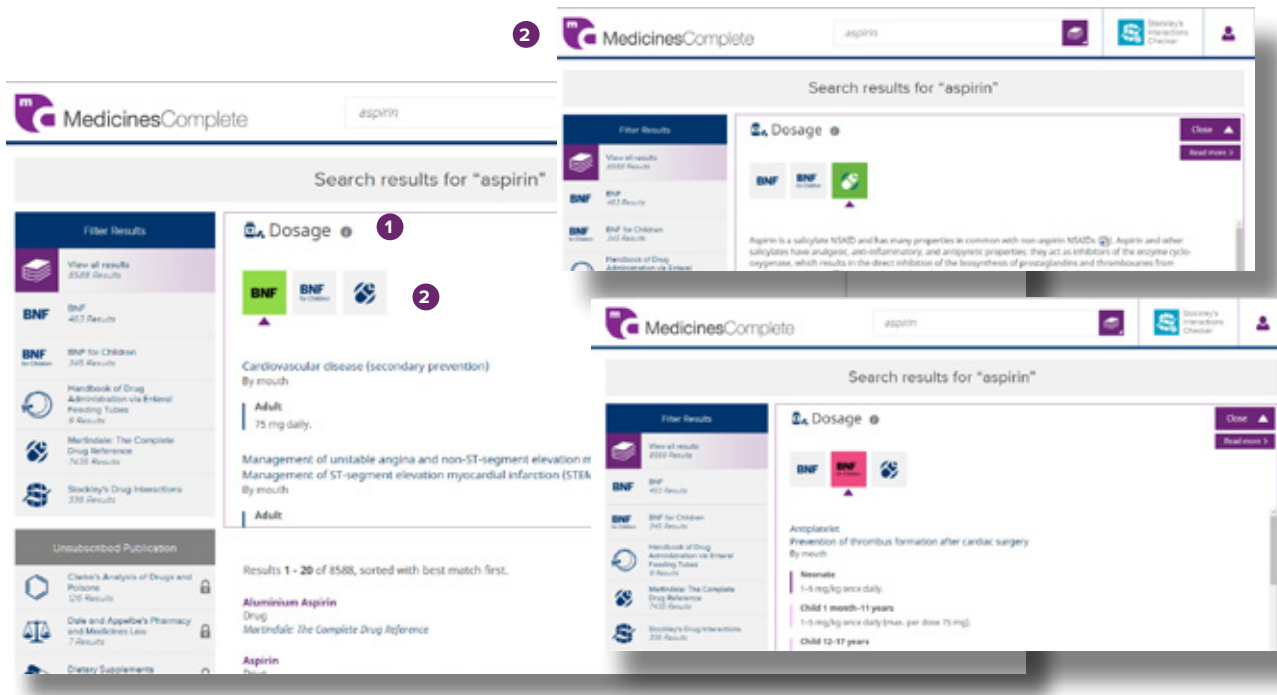
[Return to Contents](#)

www.new.medicinescomplete.com

Dosage Card

Retrieve dosage information quickly with our new Dosage Card

- 1 Drug term searches will return a Dose Card if the information is available in BNF, BNFc or Martindale.
- 2 Click "Expand" to see dosage information. Unsubscribed publications will be padlocked. Click on Read More to navigate to the full drug monograph.



[Return to Contents](#)

www.new.medicinescomplete.com

Customer Support

Our client support team is on hand to answer any technical questions you might have.

Contact us through our **[support form](#)**.

[Return to Contents](#)

www.new.medicinescomplete.com

More from our Publications

MedicinesComplete provides the latest and most relevant medicines information from world renowned publications, curated by leading scientists, experts and researchers.

Gain confidence in decision making using our unbiased and reliable information on the administration and use of drugs, including drug interactions, guidance on dosage and adverse drug reactions.

Our key resources are created in house by expert teams with content reviewed and updated regularly. We pride ourselves on our rigorous editorial processes and innovative approach to content delivery.

To find out more about MedicinesComplete and how we enable our customers to mitigate risk and discover new expert content, visit www.new.medicinescomplete.com. Here you can view our full portfolio of resources that can help answer patient queries effectively.

If you would like to speak to us about your account access and other services we can provide, please contact your account manager or contact us through our [support form](#).

[Return to Contents](#)

www.new.medicinescomplete.com



Contact us

For any questions about how to use MedicinesComplete or access our training solutions please go:

www.new.medicinescomplete.com/about/help

If you would like to speak to us about your MedicinesComplete account and other services we can provide, please contact your account manager, or contact us through our **support form**.

www.new.medicinescomplete.com